

# Various fibers & units selectable to meet intended use

There are two different fibers (One-Way or Two-Way) that you can select for your intended use. In addition, various units that allow efficient irradiation of various sites are available.

Example of irradiation to cervical region



Example of irradiation to skin disease



Example of irradiation to lumbar region



Example of irradiation to elbow



\*Patent pending for Two-Way Fiber

## Standard Units

### Type B Unit



Output: 2200 mW, focus diameter:  
10 mm Deep biological penetration for  
effective irradiation of deep point

### Type SG Unit



Output: 1500 mW, focus diameter:  
7 mm Effective for irradiation to cervical region

## Options

### Type C Unit



Output: 2200 mW, focus diameter:  
80 mm Effective for treatment of a wide area



# Near-infrared therapy device —SUPER LIZER—

# HA-2200 LE1

Painlessness / non-invasion photother  
opens a new medical possibility.



## Specifications

Rated voltage: AC 100 V, power supply frequency: 50/60Hz, power consumption: 220 VA, oscillation frequency: 0.6-1.6 μm,  
maximal output: 2200 mW, light source: 150 W super iodine lamp, weight: 34kg, dimension: 521 (w) × 445 (d) × 1330 (h) mm

## Treatment category of medical service fee (Japan)

Anti-inflammatory, analgesia treatments (Treatment with device, etc.) : 35pts,  
Dermatological phtotherapy (Infrared or ultraviolet ray) : 45pts

Japan Medical Device Approval No. : HA-2200 LE1: 21300BZZ00167000



### Precautions for Safety

Read "Package Insert" and "Instruction Manual" thoroughly before use and use the device correctly.  
Inspect the device regularly.

The design and specifications of the product may be changed without prior notice for improvement.



### Tokyo Iken Co., Ltd.

Head Office :  
1131-1 Higashi Naganuma, Inagi, Tokyo 206-0802 Japan Phone +81-42-378-6630 FAX +81-42-378-6614  
Sales Department :  
2-27-2 Yushima Bunkyo-Ku, Tokyo 113-0034 Japan Phone +81-3-5807-3011 FAX +81-3-5807-3012



# Simple Dial Operation & Large, Highly Legible LED Display

"Super Lizer" is the first phototherapy device that can irradiate a high power near-infrared light (0.6-1.6  $\mu\text{m}$ ), a deepest penetrating wavelength range, in spot.

Its effects are recognized by various departments including pain clinic, and the device has attracted large attention from the medical scene. High power with maximum output of 2200 mW, large, highly legible LED display, fibers & units for various intended uses...

The device meets various needs in medical scene such as operability / therapeutic effects / safety at high level.

Large, well-laid-out LED display

Convenient storing boxes on back and side

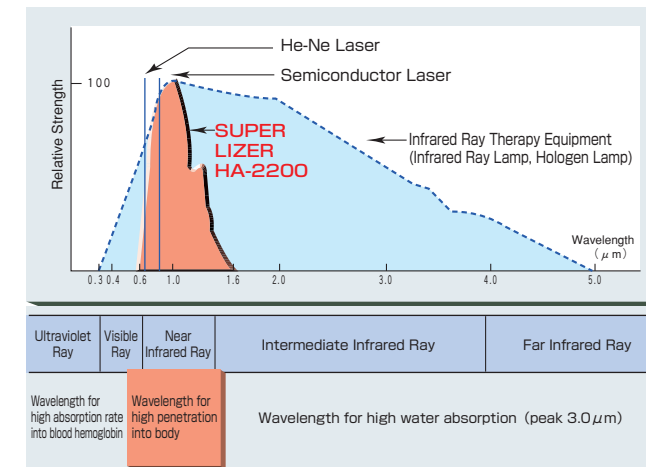
Compact design for smaller occupying space and for easy handling

Stylish and sophisticated design



## 1 Deeper biological penetration with maximum 2200 mW of high power output

"Super Lizer" uses only a wavelength range of deepest biological penetration (0.6-1.6  $\mu\text{m}$ ), the most effective and ideal for phototherapy, using an optical filter. In addition, with high power output with maximum of 2200 mW, deeper biological penetration and excellent therapeutic effects are achieved.




## 2 In addition, "Super Lizer" can be removed from wagon allowing easy carrying for house call



## 3 Large LED display that allows confirmation of operation status from distance

With a well-laid-out, large LED display (16 dots, 7 segments), operation status of device can be checked from distance. The device can be operated easily with dials.



## 4 Complete safety with Safety Program and Patient Stop Switch

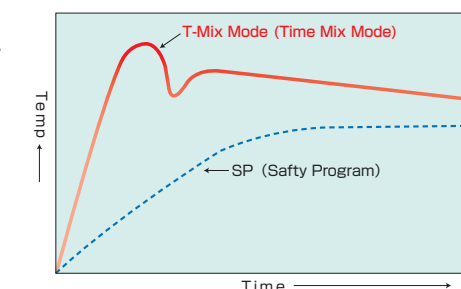
To avoid an excess irradiation of the same site, Safety Program (SP) is added. Turning on this switch automatically sets the device to 60% output, ON for 1 second, and OFF for 4 seconds. In addition, for emergency, a switch that allows patient to stop irradiation and a switch that prevents patient from changing settings are added.

## 5 Four selectable modes - Continuous, Cycle, P-Mix, and T-Mix

In addition to conventional Continuous Mode and Cycle Mode, two new irradiation modes, P-Mix and T-Mix, are added. These two modes provide comfortable warmth with stationary irradiation improving patient's satisfaction.

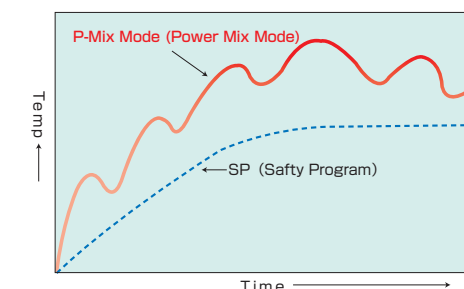
### T-Mix Mode (Time Mix Mode)

This is a mode that adjusts on-time/off-time automatically. The device is programmed to raise the temperature to a temperature that provides comfortable warmth immediately after irradiation and gradually lower the temperature.



### P-Mix Mode (Power Mix Mode)

This is a mode that adjusts output automatically. The device is programmed to raise the temperature to a temperature that provides comfortable warmth in a wavy curve and gradually lower the temperature.



\* Patents pending for P-Mix Mode and T-Mix Mode.